



The Sunriver Anglers

<https://www.facebook.com/SunriverAnglers>
The Official Publication of the Sunriver Anglers Club
www.SunriverAnglers.org

P.O. Box 4273
Sunriver, OR 97707

2023 Club Officers:

President: Mal Murphy

VP's: Phil Fischer

Secretary:
Open

Treasurer:
Doug Vakoc

2021-2022 Board Members:

Dan Arnold

Jeff Wieland

Publicity Director. open

Newsletter:
Jerry Hubbard

Outings, Topics & Speakers
Director: open

On-line Admin: Phil Fischer

Membership Phil Zulfer

The Sunriver Anglers Club is a 501(c)3 non-profit organization dedicated to the preservation and promotion of responsible angling in the high desert region of Central Oregon. More information can be obtained by writing to P.O. Box 4273, Sunriver, OR 97707, or by looking at



January 24, 2023

President's Message

Happy New Year Anglers:

Welcome to a new year of fishing, conserving and improving the environment, and helping educate kids on fish and their aquatic habitat. I mention the last 2 elements of our mission since, looking out my window, there is not a lot of fishing going on in central Oregon right now, or anywhere else in the country for that matter. So now is the time to clean our gear, debarb the new hooks, tie a few flies, and tell a lot of lies about last season.

Speaking of gear, yours truly will be learning Tenkara fishing this year, being the recipient of a complete set as a Christmas gift from my youngest son. So far, I've logged a couple of hours on YouTube, but none on the water. I had actually planned to visit Fall River Hatchery for some easy practice, and maybe even a take or 2, but nature had other ideas. It will have to wait now; my legs are no longer up to trudging through the snow.

Our next monthly meeting is our annual Tie and Pie event held every February. A few accomplished fly tyers will be tying while the rest of us eat pie, drink coffee, and socialize. It is loads of fun, and educational for tyers, so try not to miss it. There could be some flies to raffle off at the end of the meeting. The meeting will be on our new winter schedule on Wednesday, February 7, at 4:30 in the Crescent room at the SHARC. Doors will open at 4:00 for those who have to set up for tying, or who just want to get in line early for some delicious pie.

This is my first message this year, but not my "first Rodeo". I was president of the Club in 2012, when in fact we had a lot more going on. I intend this to be a transitional year, with a new generation of leadership coming on in the next year.

Lastly, on behalf of the entire membership I can't thank Rynie enough for her steady leadership the last 3 years. Without her we could easily have been another victim of COVID, but we survived, became accomplished Zoom users, and followed her lead back to in person activities. She will be continuing to act as meeting and outing coordinator. Hat's off, and well done to Rynie.

Mal Murphy
President

NEW MEETING TIME February on the 7th!

Members and the public are invited to the Sunriver Anglers annual Tie and Pie social event held every February for the general meeting in which we invite a few fly tyers to tie flies while the rest of us eat pie, drink coffee, and socialize. If we are lucky, we might even have some flies to raffle off at the end of the meeting.

This month's meeting will begin at the new winter schedule of 4:30-5:45pm in the Crescent Room at the SHARC on Wednesday, February 7th. Doors open at 4:15. Meetings generally last about an hour. You may want to bring a notepad to take notes, as our tyers are full of information and can not only tell you how to tie their flies, but also where and when they will work best. We call this a social event, because this is an excellent opportunity to bring spouses or friends new to fly fishing, and to get to know some fellow club members.

March 6th meeting, (also at 4:30) we will welcome former Central Oregon Flyfishers (COF) President, Tim Quinton with a presentation on the Green Drakes on the Metolius-life cycle, stages of the insect, places where you'll likely find them, flies to match each stage, and equipment to use. He will bring some examples of flies that have worked for him in the past and will be happy to answer any questions.



I am a 32-year veteran of the US Coast Guard; I've served in the Pacific NW, East Coast, and Kodiak AK, as well as a few other tours that did not have good fishing. I just completed my 54th year as a fly fisherman, and I was a fly-fishing guide in Central Oregon for 9 years. Fly fishing has been, and continues to be, one of the great passions of my life, and I love sharing it with like-minded people.












I've been a member of Central Oregon Flyfishers since 2015, I have been an active volunteer with Kokanee Karnival, Angler's Education, Next Cast, the Sportsman's Show Trout Pond, the Crooked River cleanups, and many other activities with ODF&W and other groups. I served as the President of COF from 2020 – 2022, and I'm currently the Education Lead for the club.

SRA Financial Summary as of 12/31/2023

Balance Statement

At year end, SRA had a checking account balance of \$11,102 and Bank CDs of \$9,000 for total assets of \$20,102. The club has no outstanding liabilities as of 12/31/2023.

Cash Flow Summary

- INCOME	8,396.85
-  Club Events	3,348.73
+  Angler Picnic	243.84
+  Christmas Dinner	3,104.89
+  General Income	4,887.92
+  Retail Sales	160.20
- EXPENSES	-7,167.29
+  Administration	-5,221.65
 Assets Purchased	-258.98
 Beezley Family Scholarship	500.00
+  Meetings	-324.86
+  Outings	184.93
+  Special Projects	-2,046.73
	OVERALL...
	1,229.56

Comments:

1. The Club has as of 1/12/2024 94 active members of which ~60% have renewed their dues payment for 2024. If you have not yet renewed your membership dues, please do so. Membership dues cover ~80% of Club administration expenses.
 2. The Christmas Dinner netted \$3,105 after all expenses. Good Job all!
 3. Reimbursement of Kokanee Karnival food expenses at Shevlin reduced Special Project expenses in 2023 by \$861. Thank you, COF.
 4. Net Assets increased in 2023 by \$1,230.
 5. More detailed Cash Flow Summary and Cash Flow Transaction Detail Reports are available on request.
- (People interested in learning more about the Anglers should visit our website, www.SunriverAnglers.org or contact us on Facebook at www.facebook.com/SunriverAnglers)

Water Restoration - [We've been busy! Check out our latest happenings. \(salsalabs.org\)](http://www.salsalabs.org)

Deschutes River Conservancy News:

[2023 Impact Report and 2022 Financial Review - DRC News & Resources \(deschutesriver.org\)](http://www.deschutesriver.org)

January 2 2024 Drought Report:

[Drought_Report_1_2_2024.pdf \(sunriveranglers.org\)](http://www.sunriveranglers.org)

Two-tone Flashback Copper John



Some years ago, I was fishing a small impoundment on the slopes of Mt. Lassen in Northern California when I had the absent-minded luck to tie on a Copper John fly pattern. This fly was a staple for rivers at the time, but I had never heard of it being fished in lakes and reservoirs. Much to my surprise, the pattern was very successful, and I started using it on my forays into various lakes in Oregon and California.

On East Lake, the Red Copper John is a standard for me fishing in the very early season just after ice-out. I'm not entirely sure whether it imitates chironomids at this chilly time of year, or small mayflies that exist in the lake. But the trout tell me it is a go-to pattern. Over time I have experimented with various colors, and the one I have settled upon as my most productive for lakes is the subject of this article.

The original Copper John pattern was developed by John Barr in the mid-1990's. It quickly became a very popular pattern, due to the design and sink rate that drops this fly in the zone quickly. It has since been adopted as a go-to pattern that is used worldwide. The original fly was tied with copper wire in the abdomen. Subsequent versions have used red wire, chartreuse, blue, purple, etc. My version used two colors of wire, copper and bronze, to create a two-tone ribbing effect, and I have had excellent success with this pattern in both streams and still waters.

It is an excellent imitation for non-descript mayfly nymphs in rivers and is also a perfect imitation for Callibaetis mayfly nymphs that are so important in our local Central Oregon still waters. The Two-tone Copper John pattern is also popular in olive and red, purple and silver, blue and red, and any other color combination you can dream up. I used a wider flash on the wing case than the original was tied with, hence the nickname Flashback Copper John.

I fish it both on an intermediate sink line stripped back in short choppy strips, or I will hang it under a strike indicator, often moving the fly with short pulls to pop the indicator underwater and allow it to resurface. I often fish this fly as the dropper in tandem with a balanced leech. This pair of flies was especially effective as fish congregated in the deep channels on Crane Prairie during the heat of summer. For still waters I generally use brass beads, as the heavier tungsten beads sink too fast to be realistic.

In rivers, I often use the Copper John as the top fly, both with brass or tungsten beads depending on flow rate and depth, and will attach a lightly weight nymph, such as a Serendipity as the dropper. I have even used both Red and Chartreuse Copper Johns to catch Steelhead in the Trinity and Lower Deschutes rivers. Give this pattern a try in your own favorite color combination this upcoming season

Two-toned Flashback Copper John Materials List:

Hook: 718, size 14-18

Bead: Gold or Copper Bead to match hook size (7/64" for a size 14)

Thread: Ultra 140 Denier, olive

Tail: Black or brown goose biots

Abdomen: Copper and Bronze wire, Size fine or medium

Thorax: Peacock Tail Barbs

Legs: Whiting Brahma Hen Saddle in Brown or Mottled Grey

Wing Case: Shiny bronze tailfeather off a wild turkey

Flash: Mirage Tinsel in Medium or Large, Opal

Tying instructions and steps are being published in video form, and can be found on the Sunriver Anglers Facebook page at

<https://www.facebook.com/SunriverAnglers/>, or at the following YouTube URL:

<https://youtu.be/0sTZoa3OmM4>. Experiment with this pattern on our local lakes

and rivers. If you have questions or would like additional information about the

Two-Tone Flashback Copper John pattern, please do not hesitate to email me.

Or if you have suggestions on future patterns to feature in this column, I welcome your input. I can be reached at Philfischer@sbcglobal.net.

Check out the Sunriver Anglers Web Page.

We continue to add new content:

<https://sunriveranglers.org/>

We will continue updating the website to contain valuable resources for Sunriver Anglers members.

SR Anglers New Educational Tool



SRA published the following YouTube page for Sunriver Anglers.

[Sunriver Anglers - YouTube](#)

And if you want to be amongst the first to be notified of new content, please subscribe to this YouTube page. You will receive a notification when new content is available.

For Sale NA

Thank You Sponsors see below



FISHING FOR A REAL ESTATE DEAL?



AMY CAMPBELL, Broker
541-480-8565
Acampbell@sunriverrealty.com
www.acampbell.sunriverrealty.com

GLORIA SMITH Brokers
ABR, CRS, GRI, RSPS, SRES
Gsmith@sunriverrealty.com
www.GloriaSmith.com

For SUN, for FUN, for STYLE, for LIFE!!!